



Hello there!

Discover a New Option for Advanced Veterinary
Surgery in North/Northwest Houston Metro



MOVES

Advanced Mobile Surgery



Referring Made Easy




Advanced Mobile Surgery Is Now Available In North/Northwest Houston Metro!

As a veterinarian, you always strive to deliver the best possible care for the animals (and owners!) in your practice. A successful veterinary business is based on the trust you build in your community, and I know how frustrating it can be when a patient presents with a serious illness that forces you to refer the patient and their owner to another hospital.

For most veterinarians around the country, this is the only option – sending their client away to navigate the expensive and emotionally draining process of getting the surgery their pet needs from a hospital they've never visited before. Referring out for surgical and post-operative care not only creates a hardship for the patient and owner, it also deprives your practice of an important revenue stream. The good news is that now you have another option! Instead of referring your complex cases away, veterinarians like those of you in north/northwest Houston metro can create a mobile surgery partnership with me to offer advanced surgical procedures in your own hospital.

You may be unfamiliar with how mobile surgery works, or you may have doubts that it can work in your practice. That's why I'm offering you this informative booklet. Inside you'll find a straight-forward description of what it takes to introduce mobile surgery into your practice, how it improves your client's experience, and how it supports your bottom line.

The ability to retain your complex cases and provide advanced surgical care can be a game-changer for your practice, so please call, text, or email me and I will be happy to answer any questions you have about working with a MOVES mobile surgery partner. I would love to visit your practice in person for a free, no-obligation meeting to introduce myself and discuss how we can partner together.



Donald Holter, DVM
Ltd. to the Practice of Surgery, Residency-Trained
📞 979-436-3943 ✉️ dr.holter@vetmoves.com
👉 Refer a case: vetmoves.com/refer/holter/



Once you determine that your patient needs a referral, visit vetmoves.com/refer/holter/ to log into your clinic portal.



Schedule an appointment and **submit** your referral information through our paperless online form. Remember to attach patient history and diagnostics when available.



I will confirm your appointment time and review the information submitted with your referral.



I will arrive at the appointment time to perform the consult or recommended procedure at your practice! **You set the price** your client will pay and bill them directly.

Want the detailed version? Flip to the final pages. »

Expert Care

When you invite Dr. Holter to perform surgery in your hospital, you'll enjoy the confidence of partnering with a surgeon who has years of experience with advanced surgical procedures. MOVES equips our doctors with the very latest surgical instruments, and provides for their continuing education to keep them abreast of the latest research and techniques.

Pre-Surgical Checklist

SURGICAL RISKS

Every procedure can experience these with Dr. Holter prior to your veterinarian know. Some risks:

Patient:
Surgery Date:
Referring Hospital:
Local ER Contact:

General Risks

- General anesthetic risk
- Life-threatening cardiac arrest
- Incisional breakdown and separation
- Incisional infection
- Incisional swelling (seroma)
- Recurrence of disease (if applicable)
- Bleeding

TPLO-Specific Risks

- All of the above
- Subsequent meniscal injury
- Tibial tuberosity fracture
- Patellar ligament desmitis

MOVES
Information To Help Prepare Your Patients For Surgery

- Bone fracture
- Patellar luxation
- Pivot shift
- Risk contralateral cranial cruciate ligament rupture within 1-2 years

Client Communication

In addition to providing your hospital with all the necessary information to prepare for a successful surgery, Dr. Holter will also provide the pet owner with an informative post-operative booklet containing a variety of info to help them understand their pet's condition and provide the most appropriate care.

OVERNIGHT CARE
Direct all urgent concerns to your veterinarian or local ER.

The first 24 to 48 hours home:
It is likely that your pet will be very tired from his/her surgery. Your pet should be kept in a safe, quiet and warm area with access to drinking water. Surgical pain will be at its peak during this time. Please contact your veterinarian if your pet is not eating or has persistent vomiting, please contact your veterinary office.

SOFT TISSUE RECOVERY
RECOVERING FROM SOFT TISSUE SURGERY

Please follow the below instructions to facilitate your pet's recovery from surgery. Please read these instructions carefully and follow them as directed. Following these instructions is critically important to allow your pet to achieve the best possible outcome. For most procedures, the recovery period should be about 10-14 days.

It can be normal for your pet to be a little lethargic or have a reduced appetite after anesthesia and surgery. However, if you notice that your pet is getting worse or has persistent vomiting, please contact your veterinary office.

INCISIONS

Your pet's incision may have skin sutures or skin staples. Please schedule your veterinarian to have them removed in 10-14 days after surgery unless otherwise directed.

Please look at each incision daily for swelling, redness, discharge or gaps. Redness and bruising can be normal and should improve daily.

Please use an Elizabethan collar at all times to keep your pet from licking the incision. For some procedures on the back half of the body, a "donut" inflatable collar is appropriate instead. Please check with your surgery team to see if this is appropriate for your pet. The collar should be removed 10-14 days after surgery.

To reduce redness and swelling, it may be helpful to use ice (or a cold pack) 3-4 times a day for the first 24-36 hours. You should always use a barrier to prevent skin damage and always check the temperature on your pet's skin.

If your pet is sent home with an adhesive bandage covering the incision, it should be removed immediately if wet or soiled. If it can be removed, a small amount of alcohol or acetone on the ADHESIVE can be used to help with the adhesive. Remove the adhesive for bandage removal.

EXERCISE RESTRICTION

Please restrict your pet's activity for the next 10-14 days unless otherwise directed. Too much

ORTHOPEDIC RECOVERY
RECOVERING FROM ORTHOPEDIC SURGERY

Please follow the instructions below for a successful recovery. Any additional instructions to your pet's specific procedure may be included separately or will be discussed at time of discharge from the hospital. In general, the recovery period is around 12-16 weeks. Each patient is unique and circumstances will vary from one pet to the next.

INCISIONS

Please monitor each incision for any excessive redness, swelling, discharge or separation of the surgical site.

DO NOT, for any reason, allow your pet to lick, chew or groom the surgical site. You should purchase an e-collar and keep it on your pet at all times to help prevent them from damaging the surgical site.

Unless otherwise directed, use ice compression for 5-10 minutes (as tolerated) 3-4 times a day for the first 24-36 hours. After which, use warm compression 5-10 minutes (as tolerated) 3-4 times a day until for the next 24-48 hours until swelling subsides. You should always use a towel or barrier against the skin to prevent thermal damage and always check the temperature on your skin first.

It is not uncommon to see bruising and swelling travel down the limb to around the ankle or wrist (lower joints) after surgery. Please see instructions for warm compression and Passive Range of Motion (pRUM).

NO BATHS throughout the recovery period or until approved by a veterinarian. We do not want your pet climbing in and out of the bath or slipping and falling while still in recovery.

EXERCISE RESTRICTION

Please restrict your pet's activity for the ENTIRE 8 week recovery unless otherwise directed. Your pet must NOT be allowed to run, jump, or play roughly during this time. Exercise may be taken outdoors on a short leash with a dog 2-3 times a day to urinate and defecate but should be immediately brought back indoors.

DONALD HOLTER, DVM



Ltd. to the Practice of Surgery, Residency-Trained
979-436-3943
dr.holter@vetmoves.com
vetmoves.com/refer/holter/


Dr. Donald Holter earned his DVM degree at Ross University School of Veterinary Medicine in 2015. After graduating, he completed a rotating internship in small animal medicine and surgery in Nashville, TN. He then went on to finish two specialty surgery internships, one in Dallas and the other at Oklahoma State University. He concluded his studies with a 3-year residency in small animal surgery at Oklahoma State University.







After completing his residency, Dr. Holter went into private practice and has since gone on to complete advanced coursework in orthopedics, including I-Loc fracture management and Total Hip Arthroplasty (THA). In addition to clinical cases, Dr. Holter is also an orthopedic consultant for the Veterinary Information Network (VIN). His areas of clinical interest include orthopedics and surgical oncology cases. He is excited to be able to serve pets in north/north-west Houston metro as a MOVES surgeon.













Mobile Surgery Service List



















 NOCITA® Included.
 Overnight care required.

















General Fees		
Bandage Application		\$75.00
Consult w/ DVM (Stand alone)		\$165.00
Cancellation Fee (Applies if procedure is cancelled with < 48 hours notice)		\$165.00
NOCITA®		\$250.00
Orthopedic Sling		\$40.00
Splint Application		\$200.00
Urgent or After Hours Fee		Ask

Tibial Plateau Leveling Osteotomy (TPLO) Procedures		
Unilateral ≤ 80 Lbs		\$1,950.00
Unilateral 81 - 100 Lbs		\$2,150.00
Unilateral 101 - 149 Lbs		\$2,350.00
Unilateral ≥ 150 Lbs		\$2,550.00
MPL (Add-on to primary procedure)		+ \$250.00
Lateral Suture (Add-on to primary procedure)		+ \$250.00
Bilateral < 80 Lbs		\$2,750.00
Bilateral ≥ 80 Lbs		\$3,250.00

Eyes, Ears, Nose, & Throat Procedures		
Brachycephalic Obstructive Airway Syndrome (BOAS) (Elective)		\$1,000.00 - \$1,200.00
Castration (Add-on to primary procedure)		+ \$200.00
Ovariohysterectomy (OHE) (Add-on to primary procedure)		+ \$350.00
Cleft Palate		Ask
Enucleation		\$1,250.00
Laryngeal Paralysis (Cricoarytenoid Tie Back)		\$1,600.00
Mandibulectomy		\$1,750.00
Maxillectomy		\$1,750.00
Pinnectomy		\$1,150.00
Salivary Mucocele Repair		
Unilateral		\$1,350.00
Bilateral		\$1,750.00
Tonsillectomy		\$800.00 - \$1,000.00
Total Ear Canal Ablation		
Unilateral		\$1,450.00
Bilateral		\$1,850.00
Unilateral w/ Ventral Bulla Osteotomy		\$1,850.00
Bilateral w/ Ventral Bulla Osteotomy		\$2,250.00
Ventral Bulla Osteotomy		\$1,350.00

Other Orthopedic Procedures		
Achilles Tendon Repair		\$1,450.00 - \$1,800.00
Arthrodesis		\$2,250.00
Arthrocentesis		\$500.00
Arthrotomy		\$1,350.00
Bone Biopsy		\$850.00

Other Orthopedic Procedures (cont.)		
Femoral Head & Neck Osteotomy (FHO)		
Unilateral < 20 Lbs		\$1,300.00
Unilateral ≥ 20 Lbs		\$1,550.00
Bilateral < 20 Lbs		\$1,950.00
Bilateral ≥ 20 Lbs		\$2,250.00
Fracture Repair		
Articular / Condylar		\$1,600.00 - \$2,500.00
Long Bone		\$1,450.00 - \$2,500.00
Pelvic		\$1,750.00 - \$2,500.00
Physeal (Salter Harris)		\$1,450.00 - \$1,750.00
Tibial Tuberosity		\$1,450.00 - \$2,500.00
Implant Removal		
MOVES Plate Removal		\$1,000.00
MOVES Pins Removal		\$600.00
Third Party Implant Removal		\$850.00 - \$1,250.00
Juvenile Pubic Symphysiodesis		\$1,250.00
Lateral Suture		
Unilateral		\$1,600.00
Bilateral		\$2,450.00
Luxation Repair		
Closed w/ Splint & Bandage Application		\$800.00
Open w/ Splint & Bandage Application (Consult required)		\$1,250.00 - \$1,550.00
Medial Patellar Luxation (MPL) Repair		
Unilateral < 25 Lbs		\$1,450.00
Unilateral ≥ 25 Lbs		\$1,700.00
Bilateral (Select cases only)		\$2,550.00
Lateral Suture (Add-on to primary procedure)		+ \$350.00
OCD (Shoulder)		\$1,750.00
Ulnar Osteotomy/Ostectomy		\$1,350.00 - \$1,550.00

Soft Tissue Procedures		
Adrenalectomy	 	\$1,900.00
Amputation		
Limb ≤ 40 Lbs		\$1,450.00
Limb 41 - 79 Lbs		\$1,600.00
Limb ≥ 80 Lbs		\$1,750.00
Corkscrew Tail		\$1,350.00
Digit		\$1,150.00
Tail		\$1,150.00
Cutaneous or Subcutaneous Mass Removal		\$1,150.00 - \$1,650.00
JP Drain Placement (Add-on to primary procedure)		+ \$150.00
Hernia Repair		
Unilateral Perineal Hernia Repair & Castration		\$1,350.00
Bilateral Perineal Hernia Repair & Castration		\$1,650.00
Unilateral Perineal Hernia Repair & Castration (Mesh/SIS Implant)		\$1,650.00
Bilateral Perineal Hernia Repair & Castration (Mesh/SIS Implant)		\$1,950.00
Perineal Hernia (Add-on to primary procedure)		+ \$600.00
Body Wall Hernia Repair		Ask
Inguinal Hernia Repair		\$1,350.00
Umbilical Hernia Repair		\$1,150.00

Soft Tissue Procedures (cont.)			
Hemoabdomen			
Organ Removal (<i>Splenectomy or liver lobectomy</i>)	☾	🔪	\$1,750.00
Gastropexy	☾	🔪	+ \$400.00
Peripheral Lymph Node Removal			\$850.00
Mastectomy			
Lumpectomy		🔪	\$1,250.00
Simple Mastectomy		🔪	\$1,450.00
Radical Chain Mastectomy	☾	🔪	\$1,750.00
Parathyroidectomy			\$1,250.00
Skin Biopsy			\$800.00
Skin Reconstruction			Ask
Splenectomy (<i>Stable</i>)	☾	🔪	\$1,450.00
Thyroidectomy			\$1,250.00

Gastrointestinal & Hepatobiliary Procedures			
Anal Saccullectomy			
Unilateral - Elective		🔪	\$1,250.00
Bilateral - Elective		🔪	\$1,450.00
Unilateral - Mass Removal		🔪	\$1,450.00
Bilateral - Mass Removal		🔪	\$1,750.00
Abdominal Lymph Node Removal (<i>Add-on to primary procedure</i>)			+ \$400.00 - \$800.00
Cholecystectomy	☾	🔪	\$1,600.00
Cholecystoduodenostomy	☾	🔪	\$1,950.00
Colectomy, Subtotal	☾	🔪	\$1,750.00
Colopexy		🔪	\$1,250.00
Enterotomy			
Single		🔪	\$1,450.00
Multiple	☾	🔪	\$1,750.00
Gastric Resection		🔪	\$1,650.00
Gastropexy			
Elective Gastropexy		🔪	\$1,250.00
Elective Gastropexy w/ Castration		🔪	\$1,450.00
Elective Gastropexy w/ Ovariohysterectomy (OHE)		🔪	\$1,550.00
GDV (<i>Emergency</i>)	☾	🔪	\$1,550.00
GDV (<i>Emergency w/ splenectomy or other organ removal</i>)	☾	🔪	\$1,750.00
Gastropexy (<i>Add-on to primary procedure</i>)			+ \$400.00
Gastrostomy			
Gastrostomy		🔪	\$1,400.00
Laparotomy (<i>Histopathology not included</i>)			
Exploratory Laparotomy		🔪	\$1,250.00
Exploratory Laparotomy w/ Intestinal Biopsies		🔪	\$1,450.00
Exploratory Laparotomy w/ Intestinal Resection & Anastomosis		🔪	\$1,750.00
Exploratory Laparotomy w/ Liver Biopsies		🔪	\$1,350.00
Liver Lobectomy	☾	🔪	\$1,750.00
Partial Pancreatectomy	☾	🔪	\$1,750.00
Portosystemic Shunt Attenuation	☾	🔪	\$1,750.00
Septic Abdomen	☾	🔪	\$1,750.00

Genitourinary Procedures			
Castration			
Castration (<i>Add-on to primary procedure</i>)			+ \$200.00
Castration w/ Scrotal Ablation		🔪	\$1,150.00
Cryptorchid Castration		🔪	\$1,250.00

Genitourinary Procedures (cont.)			
Cesarean Section (<i>With or without OHE</i>)			\$1,250.00
Cystotomy		🔪	\$1,450.00
Elective Ovariohysterectomy (OHE)			\$1,000.00
Episioplasty		🔪	\$1,150.00
Nephrectomy	☾	🔪	\$1,750.00
Ovarian Remnant			\$1,150.00
Partial Cystectomy		🔪	\$1,650.00
Pyometra			\$1,450.00
SUB Placement (<i>Subcutaneous Ureteral Bypass Device</i>)	☾	🔪	Ask
Urethral Stenting	☾	🔪	Ask
Urethropexy (<i>Urethral Prolapse</i>) & Castration		🔪	\$1,450.00
Urethrostomy			
Perineal Urethrostomy (<i>Feline</i>)		🔪	\$1,250.00
Scrotal Urethrostomy (<i>Canine</i>)		🔪	\$1,450.00
Cystotomy (<i>Add-on to primary procedure</i>)			+ \$450.00

Thoracic Procedures			
Diaphragmatic Hernia Repair		🔪	\$1,650.00
Lung Lobectomy	☾	🔪	\$1,900.00
Mediastinal Mass Removal	☾	🔪	\$1,900.00
PDA Ligation	☾	🔪	\$1,900.00
Pericardiectomy	☾	🔪	\$1,900.00
Thoracic Duct Ligation	☾	🔪	\$1,900.00

Joint Injections			
Hyaluronic Acid (<i>Per joint</i>)			\$250.00
Hyaluronic Acid (HA) + Triamcinolone (<i>Per joint</i>)			\$300.00
Triamcinolone (<i>Per joint</i>)			\$125.00

Standard Discounts: 10% off for rescues 20% off for staff pets 30% off for DVM pets

A \$15 service fee will be applied to each invoice.

Injectable Medications and Equipment You Provide:

Note: Dr. Holter may recommend other injectable medications on a case by case basis.

- IIV catheter, fluids and fluid pump
- Surgery table with patient warming device
- Instrument table (ideally larger than a Mayo stand, an instrument table that will go over the surgery table and the patient significantly increases the likelihood of the OR being able to accommodate a TPLO.)
- Surgical lights
- Option to elevate leg for limb surgery (ex. fluid pole, ceiling, or lights)
- Anesthesia machine with Isoflurane or Sevoflurane
- Anesthesia Monitoring Equipment (MOVES provides a petMAP Monitor)
- Digital Radiography for Post-op Radiographs
- Hydromorphone or Methadone for orthopedic and more painful soft-tissue surgeries such as TECA
- Propofol or Alfaxan for induction
- Cefazolin
- Injectable NSAID

We Bring:

- Cautery
- Drapes
- Implants
- NOCITA®
- Suction
- Drains
- Gowns/Gloves
- Instruments
- Staples/Cartridges
- Suture/Blades



Link to Access Forms

Visit www.vetmoves.com/houston/holter/info/ (if prompted, enter the password: *astros979*) or scan the QR code at left on any device to view the most up-to-date version of this document. You will also find Dr. Holter's consent form and other helpful links.

Billing Portal Tour

How does our hospital become a MOVES partner?

Your hospital must be equipped for safe general anesthesia practices and monitoring. Tracheal intubation, gas anesthesia, intravenous catheters, IV fluids and injectable perioperative medications are required. A well-trained veterinary technician or assistant must be available for monitoring anesthesia. If your hospital is not equipped for surgery, the surgery may still be scheduled at another hospital. Dr. Holter reserves the right to decline to perform procedures if the hospital does not practice the standard level of care expected for advanced surgical procedures.

How do consultations work?

All cases should be submitted to Dr. Holter through your Clinic Portal. For patients with a clear diagnosis and solution (ie. cruciate tear and TPLO), an in-house consultation is not typically required. The pet can be scheduled and a full evaluation will be done at the time of surgery. For cases without a clear-cut surgical solution or owners that are unsure about surgery, an in-house consultation can be performed prior to scheduling surgery. At this appointment, Dr. Holter will do a thorough examination and discuss options with the DVM. Consultation fees apply, and we recommend that you bill the client prior to the consultation.

How do we schedule a procedure with a MOVES surgeon?

Visit www.vetmoves.com/refer/holter/ to log in to your Clinic Portal, where you can view Dr. Holter's calendar and schedule an appointment directly online. Please have the owner review and sign our surgery consent form, taking care to ensure that they fill out the form with up-to-date contact information.

Will patients require overnight care?

After surgery, the patient is under the care of your hospital and attending veterinarian. The decision to send a pet home or to stay in your clinic post-operatively depends on a number of variables, and we encourage you to discuss the post-op care requirements with Dr. Holter prior to scheduling. It is your hospital's duty to inform owners regarding your hospital's policy on overnight care. If your hospital is not equipped for surgical procedures or for cases requiring critical-care monitoring post-operatively, we strongly recommend overnight monitoring at a 24-hour Emergency Hospital.

What about follow-up appointments?

Dr. Holter will make recommendations for you to re-evaluate post-operative patients. If there are any concerns, he is available to answer any questions.

How will we be billed?

You will receive an invoice for Dr. Holter's services via email, and MOVES offers all of our partner hospitals NET15 payment terms. Payment may be made by following the link in your invoice email or by logging into the billing section of your Partner Portal. Payment options include ACH (no additional fees apply) or you may pay by company check.

Does MOVES have a cancellation policy?

Yes. A fee will be assessed for procedures cancelled < 48 hours from the surgery date.

My Account

Account Summary
Balance Due: **\$30,000.00**
[Pay Now](#)

Billing Details
Acme Corp
accounts@acmecorp.com
1234 Main St
Austin, TX 78755

Payment Methods
AutoPay Off
[Enroll in AutoPay](#) [Add Payment Method](#)

Aging

AGING	# INVOICES	TOTAL
0 - 30 Days	1	\$15,000.00
31 - 60 Days	1	\$10,000.00
61 - 90 Days	0	\$0.00
91 - 120 Days	1	\$5,000.00
121+ Days	0	\$0.00
Total	3	\$30,000.00

Acme Corp. [Sign Out](#)

[FAQ - Need help? Contact us.](#)
[Terms - Privacy](#)

My Account

The My Account page is the home page of your billing portal. It provides a tailored summary of your account, including at-a-glance visibility of your balance due, invoice aging, profile details, and payment methods & history.

Activity

Estimates **Invoices** Credit Notes Payments

Invoice Number All Date [Apply](#)

INVOICE	DATE	STATUS	DUE DATE	TOTAL	BALANCE	
<input type="checkbox"/> INV-01203	Jan 6, 2021	OUTSTANDING		\$15,000.00	\$15,000.00	PDF Pay
<input type="checkbox"/> INV-01204	Dec 2, 2020	OUTSTANDING		\$10,000.00	\$10,000.00	PDF Pay
<input type="checkbox"/> INV-01205	Oct 15, 2020	OUTSTANDING		\$5,000.00	\$5,000.00	PDF Pay
				\$30,000.00	\$30,000.00	

Showing 3 of 3 results. Per page: 10

Acme Corp. [Sign Out](#)

[FAQ - Need help? Contact us.](#)
[Terms - Privacy](#)

Activity

The Activity page allows you to see a list of invoices and payments. Each transaction type can be filtered (date range and status) and searched (i.e. by invoice #). You can select multiple invoices to pay with a single payment, and you can also export transactions.

MOVES
Billed to: Acme Corp.

Account Statement Jan 25, 2021

\$30,000.00 due
[Pay Now](#)
[Download statement](#)

January 2021

DATE	INVOICE NUMBER	AMOUNT	BALANCE
Dec 31, 2020	Previous Balance	\$15,000.00	\$15,000.00
Jan 6, 2021	INV-01203	\$15,000.00	\$30,000.00
Previous Balance		\$15,000.00	
Total Billed		\$15,000.00	
Total Paid		-\$0.00	


Acme Corp. [Sign Out](#)

Statements

The Statements page allows you to see a current Balance Forward or Open Item statement. You have the option to see up to 3 years of previous Balance Forward statements.



Refer a case at vetmoves.com/refer/holter/



Donald Holter, DVM

Ltd. to the Practice of Surgery, Residency-Trained

📞 979-436-3943 ✉ dr.holter@vetmoves.com

➦ Refer a Case: vetmoves.com/refer/holter/